

Technische Daten Bergen 44-A

Wandaußenmaß: 300 x 245 cm

Bohlenstärke: 44 mm



Bergen 44-A, Fichte

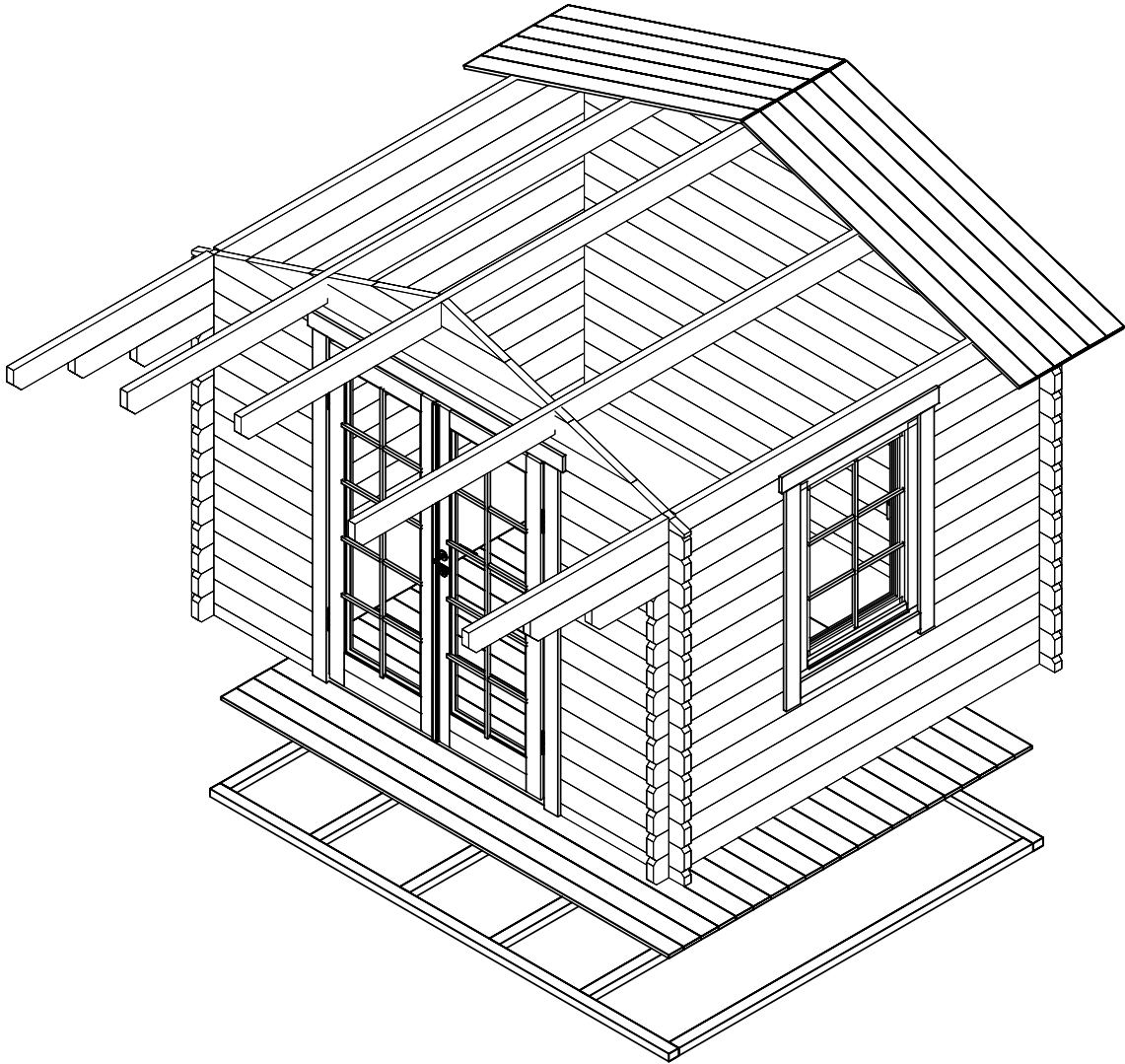
FARBBSCHICHTUNG:

	Fichte
	Bernstein
	Gletschergrau
	Felsgrau

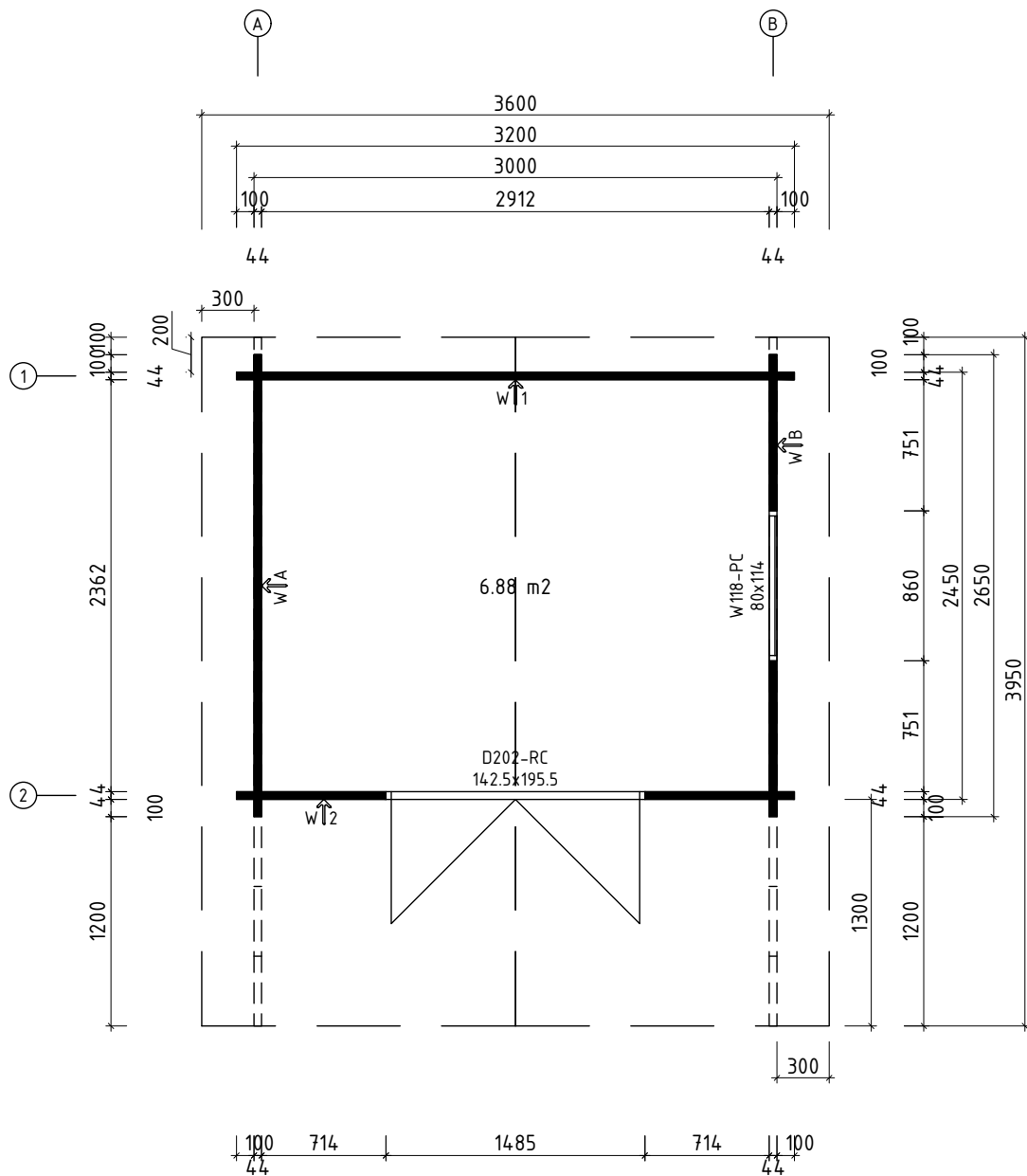
Kontrolliert durch:

Achtung: Alle angegebenen Maße sind ca.-Maße!

3D-Darstellung Bergen 44-A

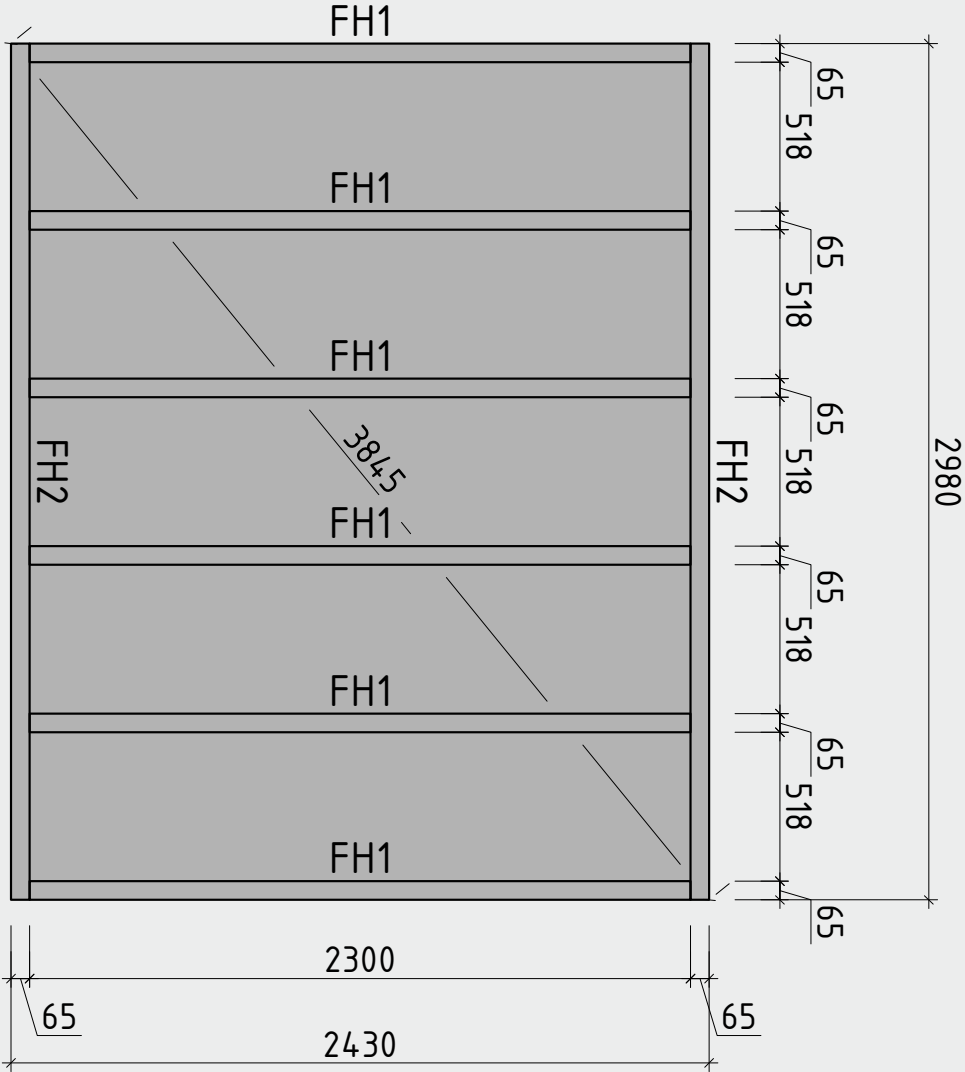


Grundriss Bergen 44-A



Lagerholzplan und Fundamentplan Bergen 44-A

Wir empfehlen als Fundament für Ihr Gartenhaus eine vollflächig festgegründete, gepflasterte oder betonierte Fläche.
Wahlweise ist auch ein Punkt- oder Streifenfundament möglich.
















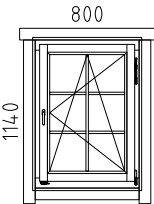
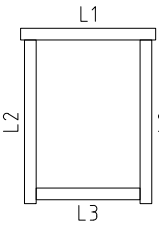
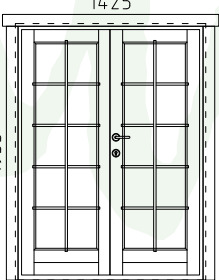
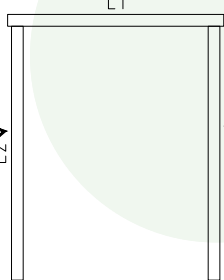
Teileliste 1

Bergen 44-A

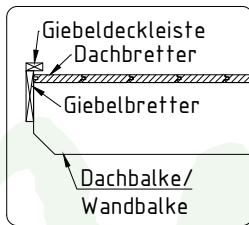
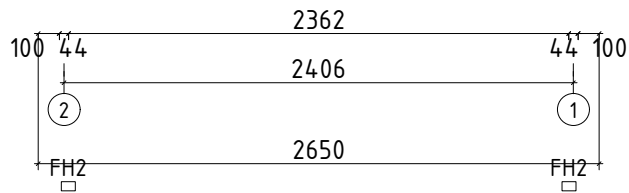
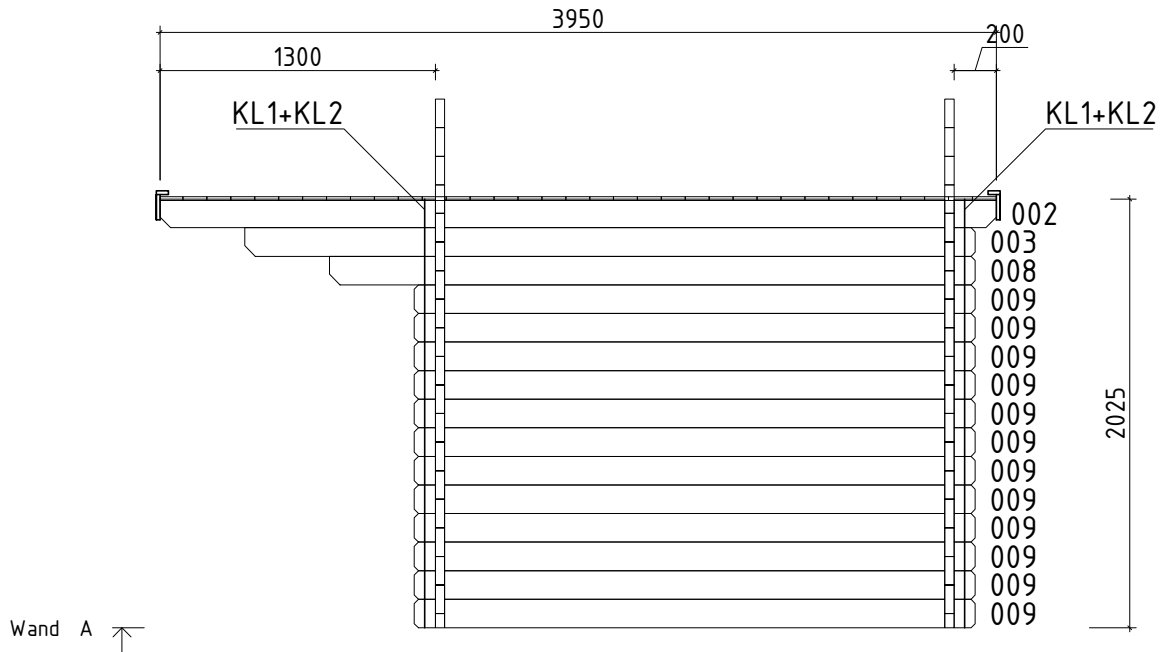
Pos		Stck	Profil (mm)	Länge (mm)
001		1	44x135	3950
002		1	44x135	3950
003		1	44x135	3450
004		1	44x135	3200
005		1	44x135	3200
006		1	44x68	3200
007		14	44x135	3200
008		1	44x135	3050
009		16	44x135	2650
010		1	44x135	2650
011		2	44x135	2502
012		1	44x135	1695
013		2	44x135	1683
014		1	44x135	1295
015		16	44x135	895
016		28	44x135	858
017		2	44x68	858
018		4	44x135	410
FH2	FUNDAMENTHÖLZER (imprägniert) 	2	65x44	2980
FH1	FUNDAMENTHÖLZER (imprägniert) 	6	65x44	2300
PF1	PFETTEN 	3	44x145	3950
	DACHBRETTER	70+1	113x18	1895
	FUSSBODENBRETTER	21+1	113x18	2905
	FUSSBODENLEISTE		18x40	11,0 lfdm
G02-1	GIEBELBRETTER 18x120	4	18x120	1975

Teileliste 2

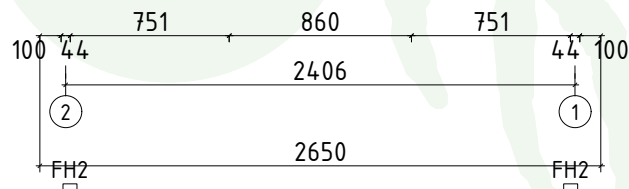
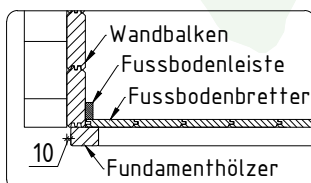
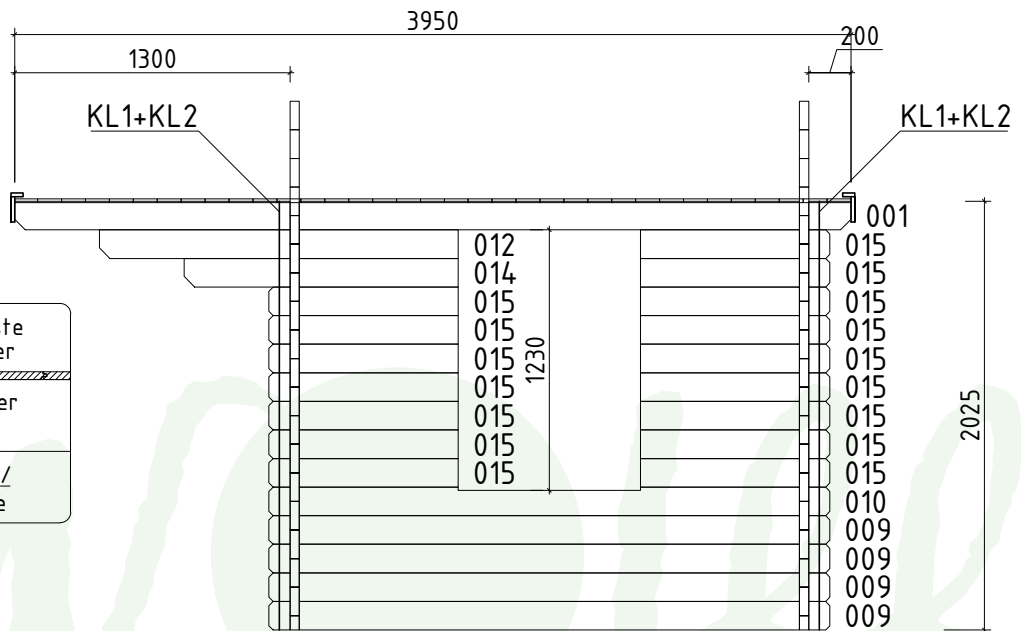
Bergen 44-A

Pos			Stck	Profil (mm)	Länge (mm)	
G06-1	GIEBELDECKLEISTEN 18x58		✓	4	18x58	1975
T01-1	TRAFENBRETTER 18x90			2	18x90	3950
T06-1	TRAFENLEISTEN 18x40		✓		18x40	8,0 lfdm
GS	Giebelsegment			2		
NG04	NÄGEL 2.5x50	Dachbretter Fußbodenbretter		672		
SR32	SCHRAUBEN 3.0x30	Fußbodenleiste Traufenleiste 18x40		38		
SR37	SCHRAUBEN 3.5x45	Giebelbretter 18x120, Giebeldeckleisten 18x58 Giebelsegment, Traufenbretter 18x90 Tür- und Fensterleisten		100		
SR57	SCHRAUBEN 5.0x100	Fundamenthölzer		32		
SH	Schlaghölzer			3		
KL1	Gewindestange M8			4		2000
KL2	Gewindestange M8			4		55
	Mutter M8 U-Scheibe Ø25			8		
	Befestigungsmutter M8			4		
	FENSTER 800x1140			1		
	  <p style="text-align: right;">W118-PC</p> <p style="text-align: right;">L1 18x90 L=1040mm 2 Stck. L2 18x90 L=1260mm 4 Stck. L3 18x90 L=800mm 2 Stck. ✓</p>					
	TÜR 1425x1955			1		
	  <p style="text-align: right;">D202-RC</p> <p style="text-align: right;">L1 18x90 L=1665mm 2x L2 18x90 L=1955mm 4x ✓</p> <p style="text-align: right;">DIN rechts</p>					
	✓ - bitte selber anpassen (falls nötig!)					

Wandplan A und B Bergen 44-A

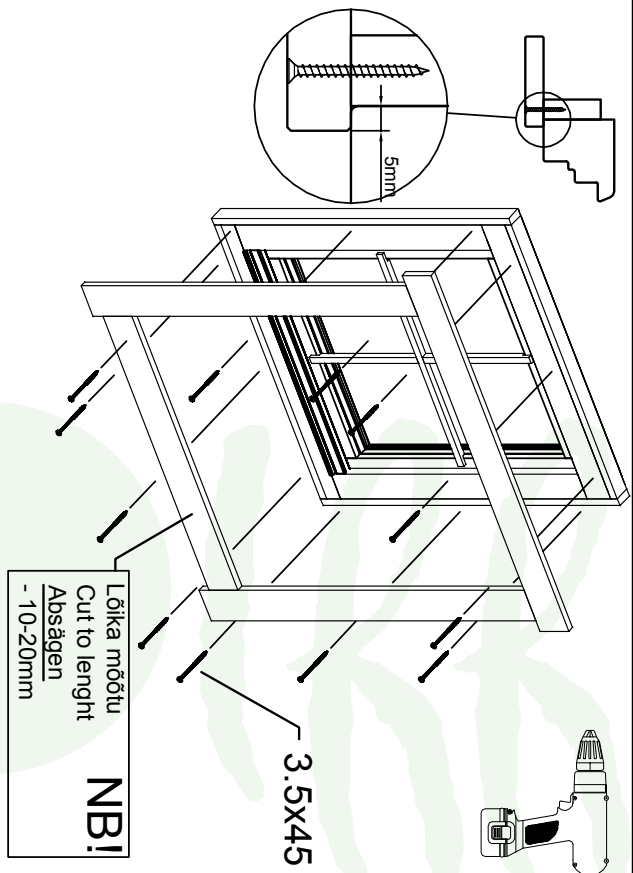
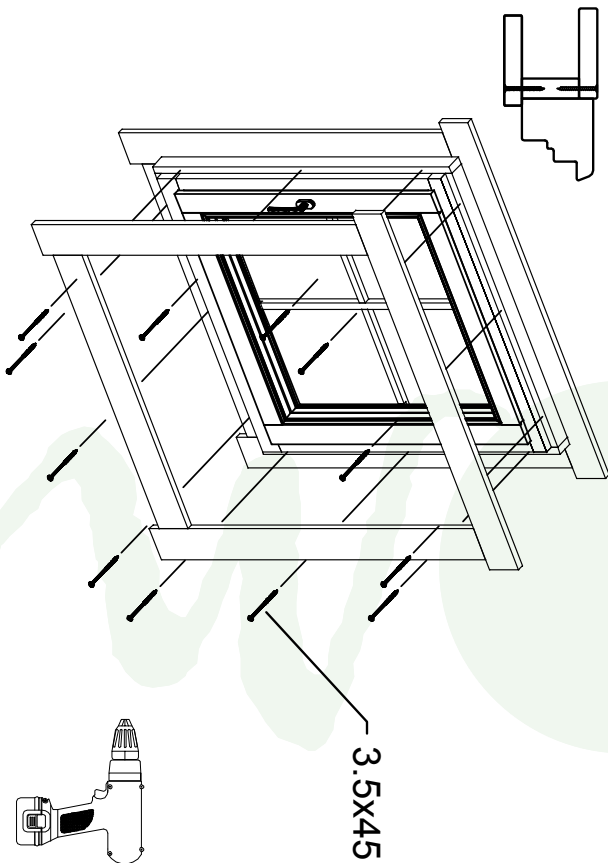
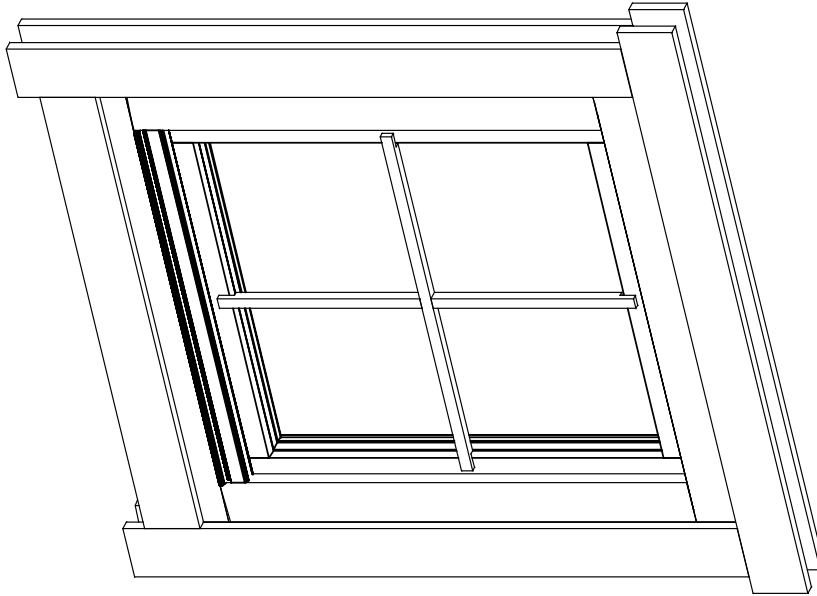


Wand B ↑



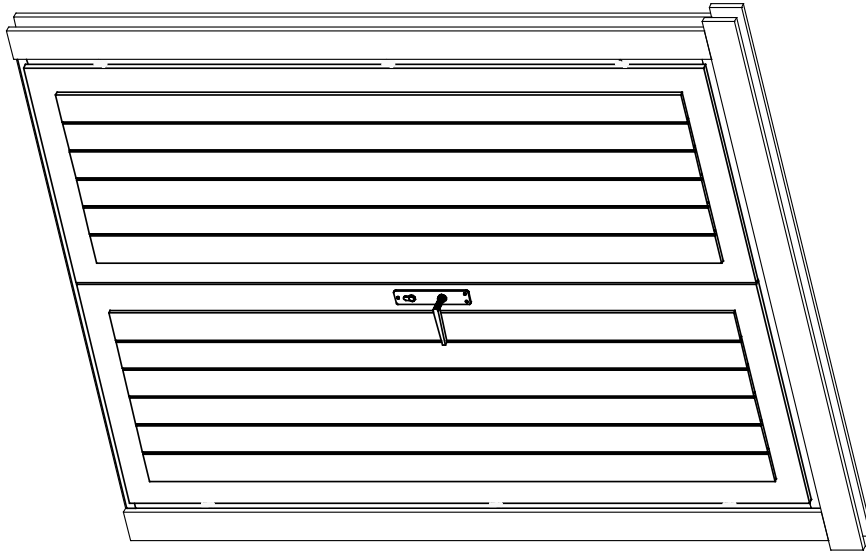
Fenstermontage Bergen 44-A

Akna tüüp / Fenster typ / Window type - A68
(GH+ / SH)

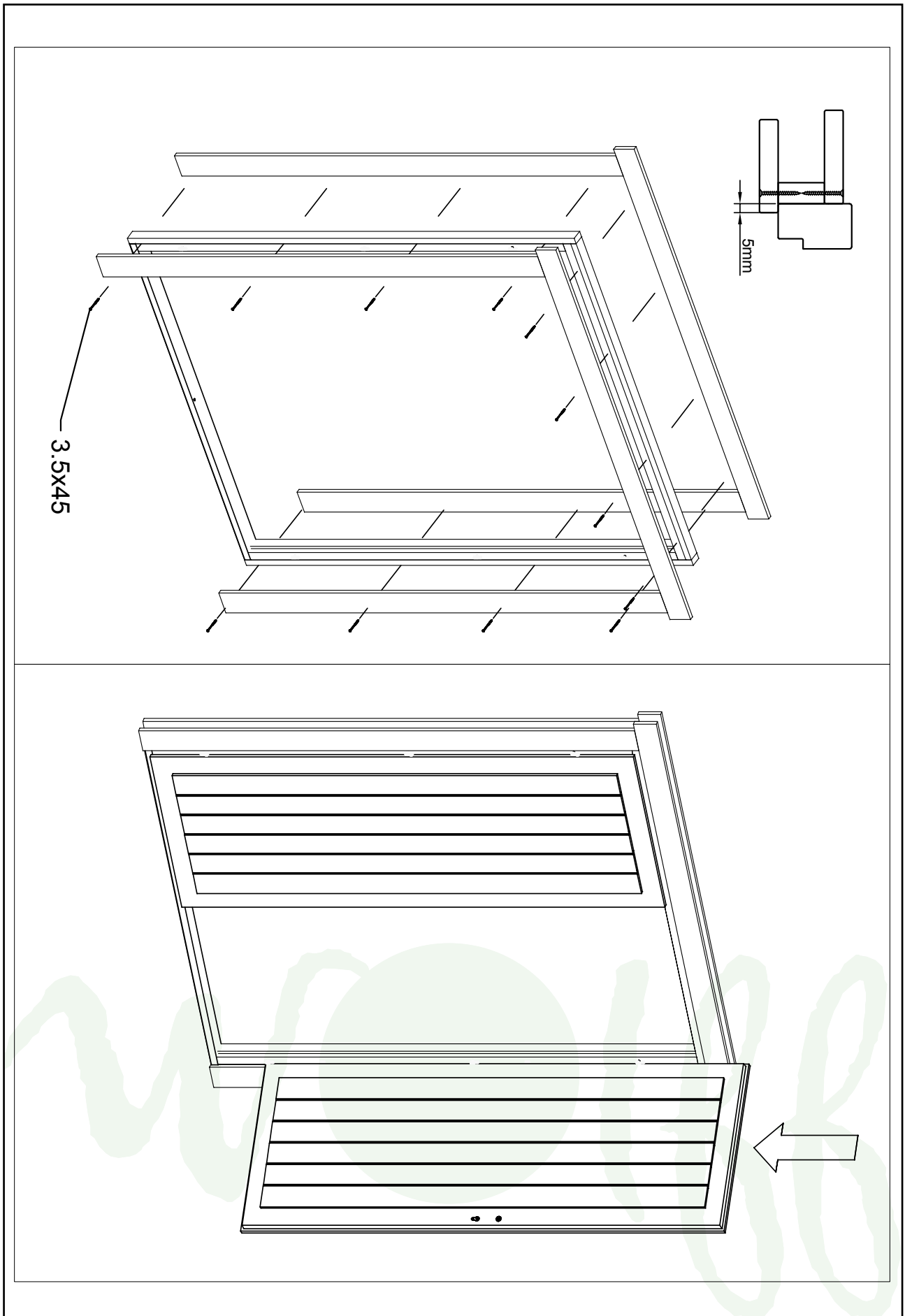


Türmontage Bergen 44-A

Ukse montaaž / Tür montage / Door assembly
(GH+ / SH)



Türmontage Bergen 44-A



Türmontage Bergen 44-A

